
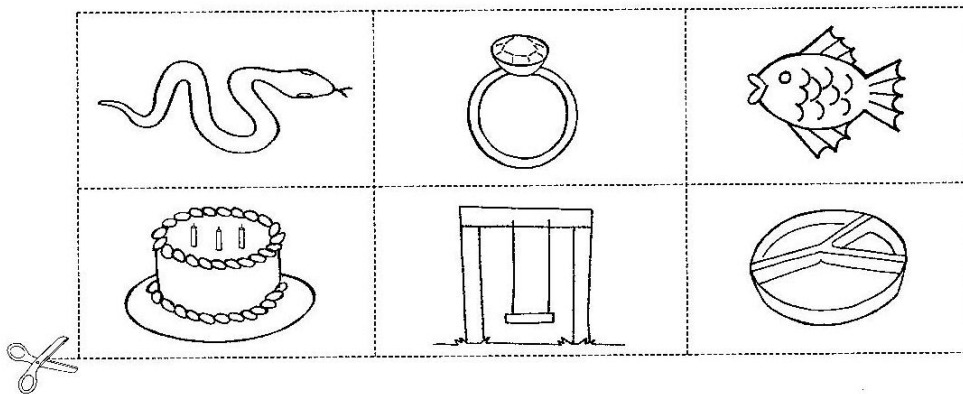


Name: \_\_\_\_\_



# Rhyming Words

Rhyming Words

**Teacher Directions:** Have students cut out each picture card. Ask students to say the name of each picture and match the rhyming pairs, then have them glue each pair of rhyming words together in the boxes.






Name: \_\_\_\_\_




# Straight and Slanted Sticks

Straight and Slanted Sticks



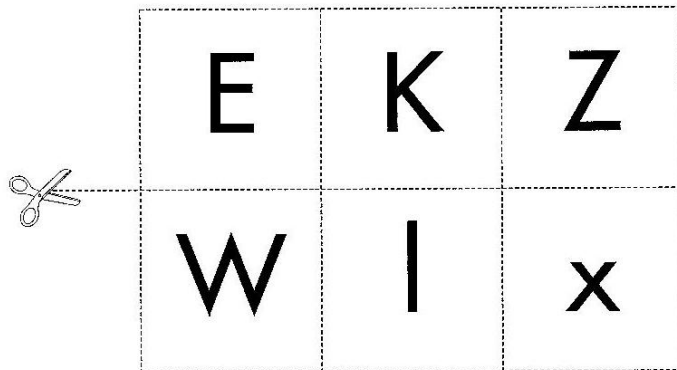
Name: \_\_\_\_\_



# Stick Letter Sort

Stick Letter Sort

Straight Sticks T	Slanted Sticks V	Straight and Slanted Sticks K



**Teacher Directions:** Have students cut out the letters and sort them into three categories—straight stick letters, slanted stick letters, and straight and slanted stick letters.

Name: \_\_\_\_\_



Letter Snap

# Letter Snap

E	E	H	H
I	I	L	L
M	M	T	T
V	V	W	W
X	X	Z	Z



**Parent Directions:** Cut out and shuffle the letter cards. Each player takes a card. At the same time, the two cards are turned over. The player who shouts "Snap!" when a matching set of letter cards is played wins the match. The player who has the most matches at the end of the game wins.

